


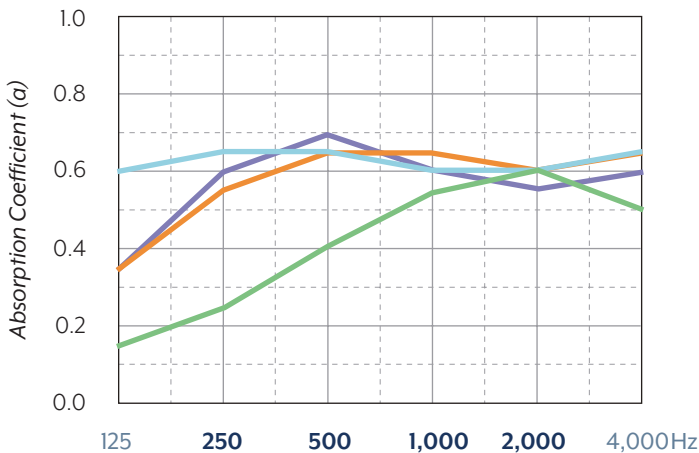
Stratum

GypSorb Stratum panels are high density gypsum panels with a variety of perforation patterns and shapes outlined with non-perforated gypsum margins. Installation is made easy using a 4 sided taper design.



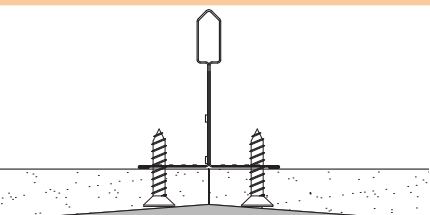
PERFORMANCE

- A 2-s1, d0 (non-flammable) according to DIN EN 13501
- Maximum Relative Humidity: 90%
- Recycled Content: 96%
- NRC: Up to .65



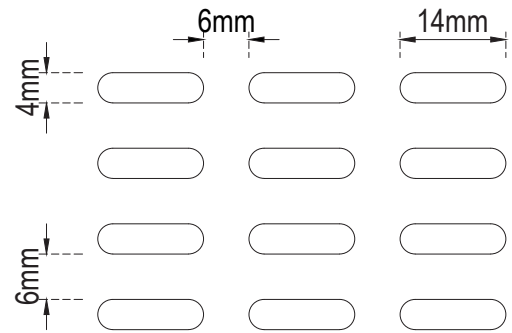
| | | | | | |
|------|------|------|-------|-------|---------|
| 125 | 250 | 500 | 1,000 | 2,000 | 4,000Hz |
| 0.15 | 0.25 | 0.40 | 0.55 | 0.60 | 0.50 |
| 0.35 | 0.55 | 0.65 | 0.65 | 0.60 | 0.65 |
| 0.35 | 0.60 | 0.70 | 0.60 | 0.55 | 0.60 |
| 0.60 | 0.65 | 0.65 | 0.60 | 0.60 | 0.65 |

- Cavity Depth = 65mm (~3")
- Cavity Depth = 65mm (~3") with 50mm (~2") Mineral Wool
- Cavity Depth = 200mm (~8")
- Cavity Depth = 200mm (~8") with 50mm (~2") Mineral Wool



Factory tapers on all 4 edges of GypSorb Stratum panels. Joints are taped and filled with standard joint tape and compound.

STRATUM SLOTTED S-3/2 924



Not to Scale

CHARACTERISTICS


| | |
|---------------------------|-----------------------|
| Perforation type: | 4mm x 14mm (@6mm) |
| Board Thickness: | 1/2" (12.5mm) |
| Non-woven Fabric Backing: | Light Gray |
| Finish: | Unfinished paper face |
| Open Area: | 15.0% |
| Weight: | 1.88 lbs/s.f. MAX |

AVAILABLE BOARD SIZES

900mm x 2400mm (~35.43" x 94.49")

Panel Layout

STRATUM SLOTTED S-3/2 924



BOARD SIZE

900mm x 2400mm x 12.5mm
(~35.43" x 94.49" x 1/2")

