






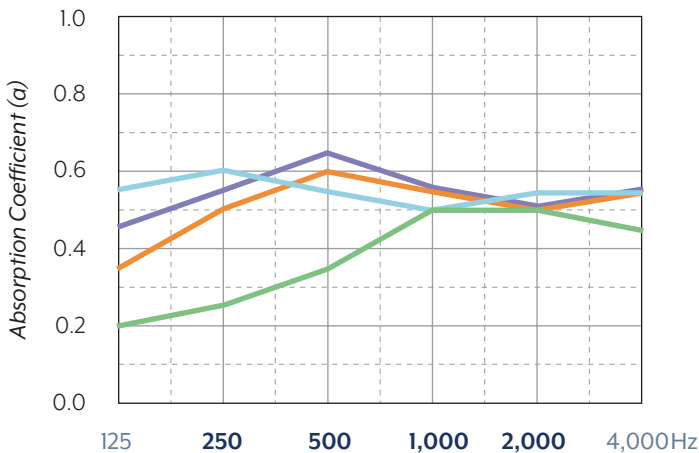
# Stratum

GypSorb Stratum panels are high density gypsum panels with a variety of perforation patterns and shapes outlined with non-perforated gypsum margins. Installation is made easy using a 4 sided taper design.







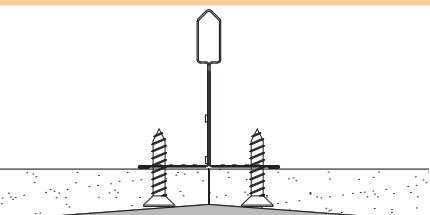
## PERFORMANCE

-  A 2-s1, d0 (non-flammable) according to DIN EN 13501
-  Maximum Relative Humidity: 90%
-  Recycled Content: 96%
-  NRC: Up to .55



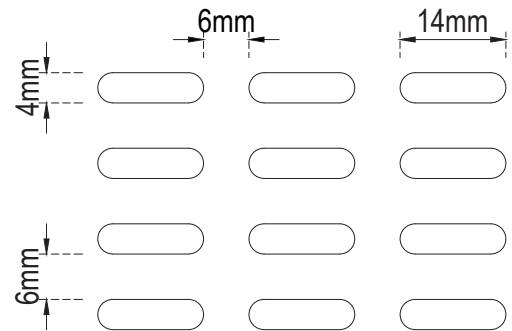
—	0.20	0.25	0.35	0.50	0.50	0.45
—	0.35	0.50	0.60	0.55	0.50	0.55
—	0.35	0.55	0.65	0.55	0.50	0.55
—	0.55	0.60	0.55	0.50	0.55	0.55

-  Cavity Depth = 65mm (~3")
-  Cavity Depth = 65mm (~3") with 50mm (~2") Mineral Wool
-  Cavity Depth = 200mm (~8")
-  Cavity Depth = 200mm (~8") with 50mm (~2") Mineral Wool



Factory tapers on all 4 edges of GypSorb Stratum panels. Joints are taped and filled with standard joint tape and compound.

## STRATUM SLOTTED S-3/3 927



## CHARACTERISTICS

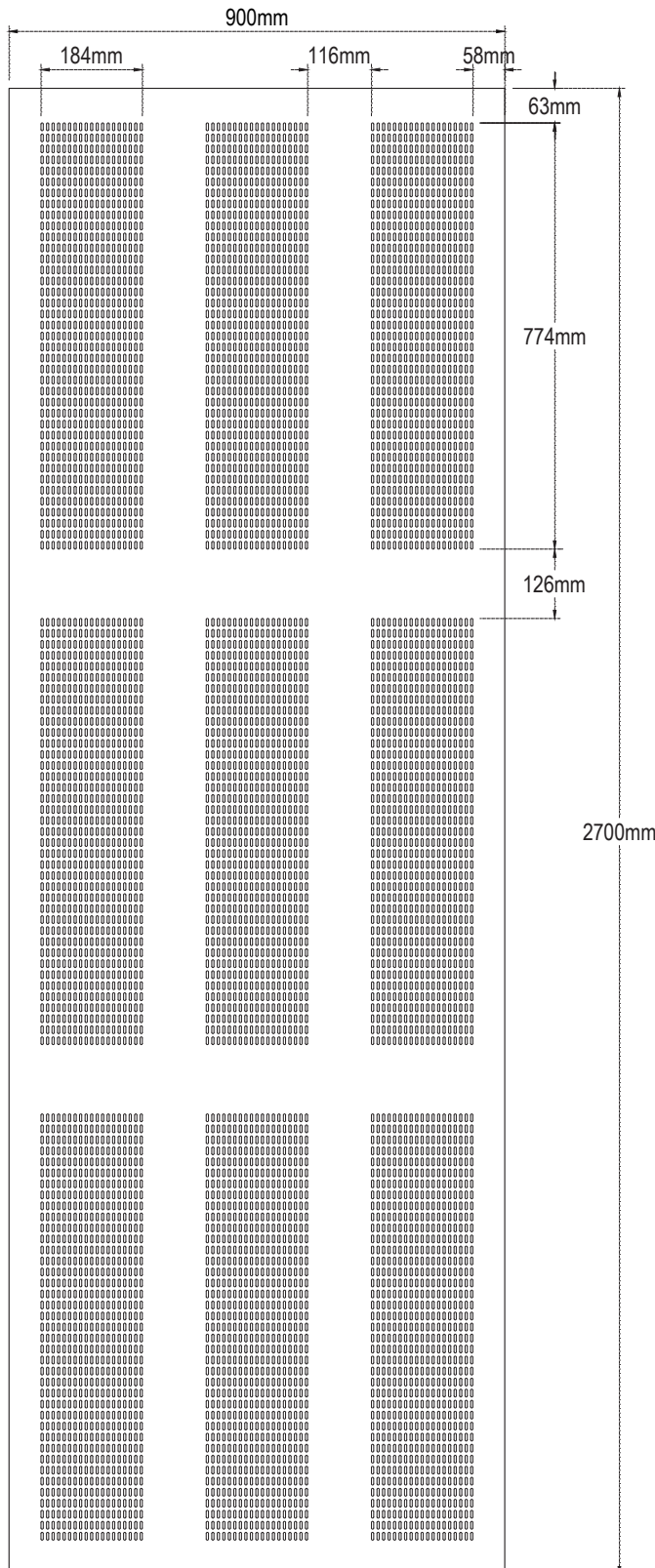
Perforation type:	4mm x 14mm (@6mm)
Board Thickness:	1/2" (12.5mm)
Non-woven Fabric Backing:	Light Gray
Finish:	Unfinished paper face
Open Area:	12.2%
Weight:	1.88 lbs/s.f. MAX

## AVAILABLE BOARD SIZES

900mm x 2700mm (~35.43" x 106.30") 

# Panel Layout

## STRATUM SLOTTED S-3/3 927



### BOARD SIZE

900mm x 2700mm x 12.5mm  
(~35.43" x 106.30" x 1/2")