





# Stratum

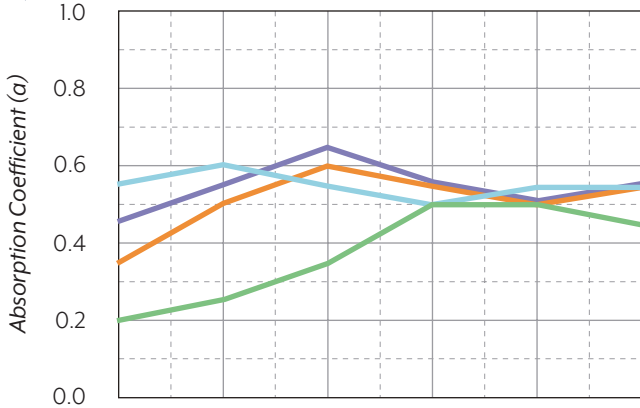
GypSorb Stratum panels are high density gypsum panels with a variety of perforation patterns and shapes outlined with non-perforated gypsum margins. Installation is made easy using a 4 sided taper design.











## PERFORMANCE

-  A 2-s1, d0 (non-flammable) according to DIN EN 13501
-  Maximum Relative Humidity: 90%
-  Recycled Content: 96%

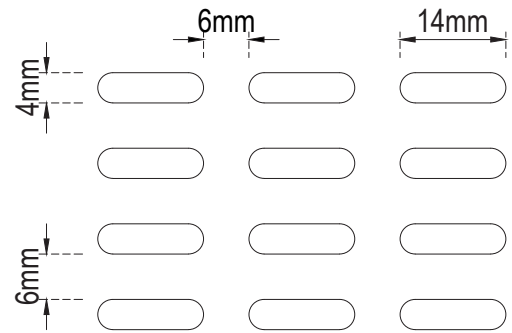
ii) NRC: Up to .55



	125	250	500	1,000	2,000	4,000Hz
	0.20	0.25	0.35	0.50	0.50	0.45
	0.35	0.50	0.60	0.55	0.50	0.55
	0.35	0.55	0.65	0.55	0.50	0.55
	0.55	0.60	0.55	0.50	0.55	0.55

-  Cavity Depth = 65mm (~3")
-  Cavity Depth = 65mm (~3") with 50mm (~2") Mineral Wool
-  Cavity Depth = 200mm (~8")
-  Cavity Depth = 200mm (~8") with 50mm (~2") Mineral Wool

## STRATUM SLOTTED S-3/4 924

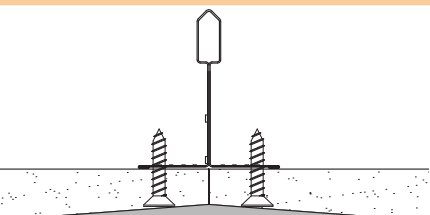


## CHARACTERISTICS

Perforation type:	4mm x 14mm (@6mm)
Board Thickness:	1/2" (12.5mm)
Non-woven Fabric Backing:	Light Gray
Finish:	Unfinished paper face
Open Area:	13.3%
Weight:	1.88 lbs/s.f. MAX

## AVAILABLE BOARD SIZES


900mm x 2400mm (~35.43" x 94.49")



Factory tapers on all 4 edges of GypSorb Stratum panels. Joints are taped and filled with standard joint tape and compound.

# Panel Layout

## STRATUM SLOTTED S-3/4 924



**BOARD SIZE**  
**900mm x 2400mm x 12.5mm**  
**(~35.43" x 94.49" x 1/2")**

