






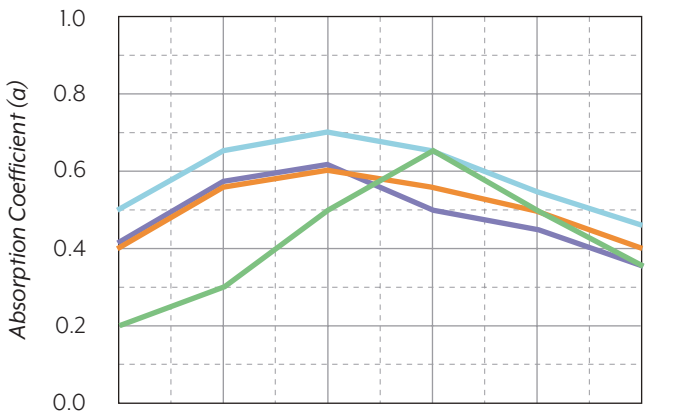
Stratum

GypSorb Stratum panels are high density gypsum panels with a variety of perforation patterns and shapes outlined with non-perforated gypsum margins. Installation is made easy using a 4 sided taper design.







PERFORMANCE

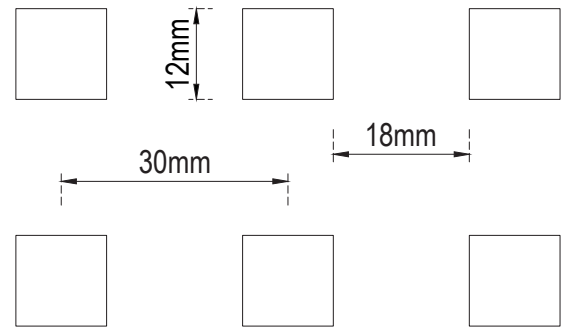
-  A 2-sl, d0 (non-flammable) according to DIN EN 13501
-  Maximum Relative Humidity: 90%
-  Recycled Content: 96%
-  NRC: Up to .70



Frequency (Hz)	Cavity Depth = 65mm (~3")	Cavity Depth = 65mm (~3") with 50mm (~2") Mineral Wool	Cavity Depth = 200mm (~8")	Cavity Depth = 200mm (~8") with 50mm (~2") Mineral Wool
125	0.20	0.40	0.40	0.50
250	0.30	0.55	0.55	0.65
500	0.50	0.60	0.60	0.70
1,000	0.65	0.55	0.50	0.60
2,000	0.50	0.50	0.45	0.55
4,000	0.35	0.40	0.35	0.45

-  Cavity Depth = 65mm (~3")
-  Cavity Depth = 65mm (~3") with 50mm (~2") Mineral Wool
-  Cavity Depth = 200mm (~8")
-  Cavity Depth = 200mm (~8") with 50mm (~2") Mineral Wool

STRATUM SQUARE Q-4/8 1224



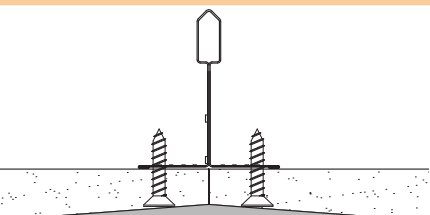
Not to Scale

CHARACTERISTICS

Perforation type:	12mm x12mm (30mm o.c.)
Board Thickness:	1/2" (12.5mm)
Non-woven Fabric Backing:	Gray
Finish:	Unfinished paper face
Open Area:	8.4%
Weight:	1.88 lbs/s.f. MAX

AVAILABLE BOARD SIZES

1200mm x 2400mm (~47.24" x 94.49") 




Factory tapers on all 4 edges of GypSorb Stratum panels. Joints are taped and filled with standard joint tape and compound.



Panel Layout

STRATUM SQUARE Q-4/8 1224



BOARD SIZE

1200mm x 2400mm x 12.5mm
(~47.24" x 94.49" x 1/2")